

Project	
Date	
Prepared By	
Model #	HBL13550WH1

Specifications

ELECTRICAL

Watts: 135
Voltage: 120-277VAC
Power Factor: >0.9
THD: ≤10%
Operating Temp. Range:
 -20°C (-4°F) to 50°C (122°F)

LIGHT

Initial Lumens: 20250
Lumens per Watt: 150
Color Temperature: 5000K
CRI: 82
Dimming: 0-10V
Dimmable: Yes

AGENCY APPROVALS

UL: Yes
RoHS: Yes
DLC® Premium: Yes

PRODUCT DETAILS

Housing: Steel
Lens: PMMA optical glare-control lens
Warranty: 5 years
Fixture
Rated Life: 50,000 hours
Lumen Maintenance:
 L70 at 100,000 hrs
Weight: 7.94 LBS
Dimensions:
 16.62" L x 10.25" W x 2.0" D

HBL-1 High Bay Premium Series

20250 Lumens, 135 Watt, 5000K, 120-277V




ORDER CODE:
 11687

MODEL NUMBER:
 HBL13550WH1

LENGTH:
 1.3 ft

DLC PRODUCT ID:
 S-RW8VMX

REBATE AVAILABILITY*



PRODUCT DESCRIPTION

EarthTronics LED High Bay offers a small, lightweight design that delivers excellent energy savings without sacrificing performance. This 135-watt LED High Bay has a 1.3ft design and provides 20250 lumens. It features a durable steel housing and the 5000K color temperature with a high 80+ CRI providing excellent visual acuity for accuracy when working in manufacturing and warehousing applications. Various mounting options are available.

PRODUCT FEATURES

- + Lightweight, compact design
- + 120-277VAC 50-60Hz
- + Operating at 150 lumens per watt
- + 6kV ANSI surge protection standard
- + Integral LED lens is constructed from PMMA and provides even illumination across the face of the high bay
- + Durable steel housing
- + Up to 50°C true ambient temperature
- + 6ft 18/3 SJT cord sold separately (see available options)
- + DLC® Premium
- + Driver standard with 0-10V dimming (prewired)
- + Suitable for damp locations
- + Dimmable
- + 100,000 hours rated life L70
- + Hanging hardware included V-Hooks & chain
- + Emergency back-up driver available
- + Compatible with EarthConnect® Network Lighting Controls

APPLICATIONS

- + Warehouse
- + Manufacturing Facility
- + Auditorium
- + Cafeteria
- + Gymnasium

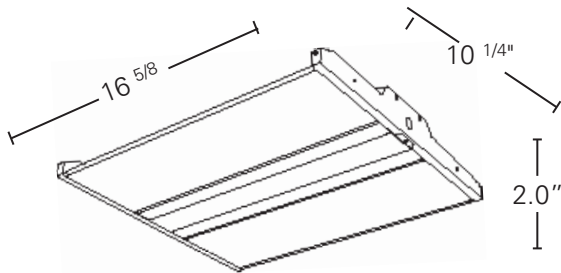
Please consult installation instructions for proper application and use of this fixture.
 *Rebate availability access it here: www.earthtronics.com/rebate-finder

PACKAGE DETAILS

Individual Carton Qty: 1
 Dimensions:
 17.28" L x 10.5" W x 2.00" H
 Weight: 7.94 LBS
 UPC: 840791116876

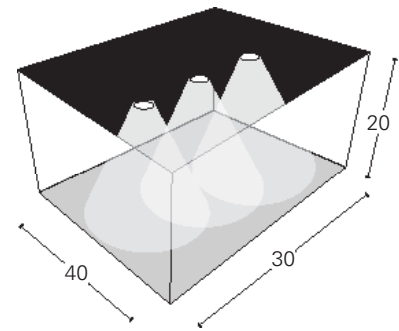
Master Carton Qty: 4
 Dimensions:
 175" L x 11.0" W x 9.0" H
 Weight: 32 LBS
 UPC: 84079111687600

PRODUCT DIMENSIONS



Average Illuminance: 30 fc
 Number of Luminaires: 3
 Workplane Height: 2.5 ft

LIGHTING LAYOUT



ADVANCED LIGHTING CONTROLS



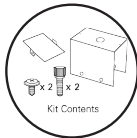
Advanced Lighting Control



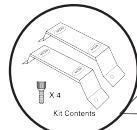
Bluetooth® Mesh Sensor/ Controller
 Order Code: 11805

AC Wireless with built-in PIR Sensor &
 Daylight Harvesting

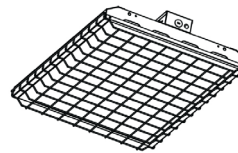
OPTIONAL ACCESSORIES



Pendant Hanger
 Order Code: 11711



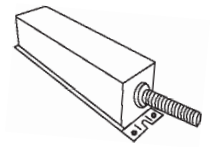
Surface Mount
 Order Code: 11710



Wire Guard
 Order Code: 11712



12VDC PIR Motion
 Sensor
 Order Code: 11709
 Remote Order Code:
 11810



External Emergency
 Back up Kit (30W)
 Consult Factory

6ft 18/3 SJT cord available (sold separately)

Order Code: 11836 300V Cord - White (cord only)

Order Code: 11837 5-15P 120V 15AMP Plug Straight Blade Plug - Black

Order Code: 11838 6ft Cord (18/3 SJT White) with NEMA L7-15P 277V 15AMP Twist Lock Plug - Black

Easily access our DLC qualified products with rebates in your area.

ACCESS IT HERE: [Rebate Finder - Linear LED Highbay](#)

www.earthtronics.com/rebate-finder/catalog/

