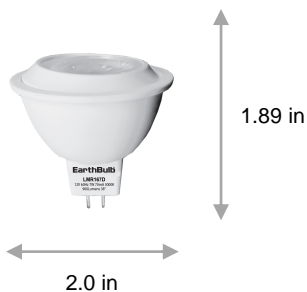


LED MR16

6.5 Watt 3000K MR16 LED



Electrical	
Watt	6.5
Input Current	78 (mA)
Power Factor	> 0.50
Voltage	12 volt
Frequency	60hz
Min. Start Temp	-4F
Max. Operating Temp	104F
Base Type	GU5.3
Light	
Initial Lumens	500
Lumens per Watt	77
Color Temperature	3000K
Color Rendering (CRI)	80
Beam Angle	38°
Agency Approvals	
UL	Yes
RoHS	Yes
FCC	Yes
Product Details	
Warranty	3 years, 6 hrs/day
Mercury Content	0
Diameter	2.0"
Overall Length	1.89"

PRODUCT DESCRIPTION

6.5 watt MR16 EarthBulb LED bulb replaces 50 watt incandescent lamp for over 70% energy savings. 3000K bright white light with 38 degree beam angle. Great for use in dimming recessed lighting, track lighting and display lighting applications. High power, multi-chip LED and an advanced cooling system provides for 25,000 hours of LED life.

PRODUCT FEATURES

- GU5.3 pin base is standard
- Provides 500 lumens, Capable of dimming to less than 5%
- Chipset provides 3000K bright white light with a high color rendering
- No Mercury, RoHS Certified

CONE OF LIGHT

Lumens: 500

Distance ft	Foot Candles fc	Diameter ft
2	226.8	1.15
4	56.70	2.31
6	25.20	3.46
8	14.18	4.62
10	9.07	5.78

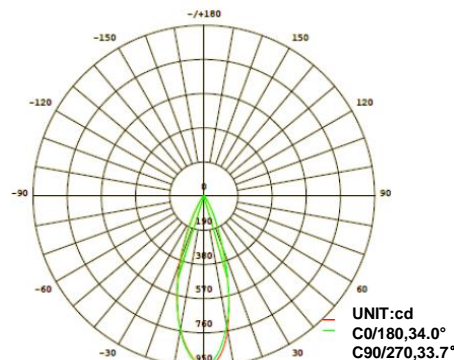
LUMINOUS DISTRIBUTION INTENSITY DATA

Y(deg)	C(deg)				
	0	23	45	68	90
0	948	946	944	942	941
5	880	892	894	890	888
10	754	764	765	767	758
15	585	601	605	592	570
20	396	405	407	394	365
25	226	234	227	213	193
30	113	115	110	104	92.7
35	55.4	55.6	54.2	50.8	45.3
40	29	29.3	28	26.6	24.8
45	17.8	17.7	17.2	16.7	15.9
50	12.7	12.5	12.2	12	11.7
55	9.88	9.61	9.55	9.56	9.43
60	8.29	8.01	7.99	8.06	8.02
65	7.09	6.77	6.85	6.88	6.81
70	6.05	5.75	5.74	5.83	5.72
75	5.03	4.68	4.65	4.8	4.61
80	3.82	3.48	3.37	3.56	3.28
85	2.28	2.07	1.95	2.03	1.71
90	0.55	0.55	0.47	0.39	0.14

PRODUCT APPLICATIONS

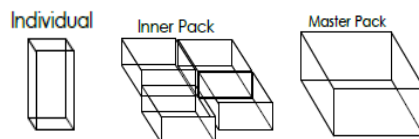


LUMINOUS DISTRIBUTION INTENSITY DIAGRAM



AVERAGE BEAM ANGLE (50%): 33.9°

Note: IES files available upon request.



MODEL NUMBER: LMR16630D6

Order Code	Pack Size	Individual UPC	Inner Pack UPC	Qty	Master Park UPC	Qty
10834	1	840791108345	00840791108345	6	84079110834500	24
Dimensions (inches - Length x Width x Height)						
10834	1	2.17 x 2.17 x 3.15	7.13 x 5 x 3.81	6	10.39 x 14.65 x 4.37	24
Weight (lbs)						
10834	1	0.154	1.1	6	4.73	24