

Project	
Date	
Prepared By	
Model #	LDFP2X4WSCCTD1

## Specifications

### ELECTRICAL

**Watts:** 30, 35 or 45

**Voltage:** 120-277VAC

**Power Factor:** <0.9

**THD:** 8.1 %

**Operating Temp. Range:**  
-40°C (-40°F) - 40°C (104°F)

### LIGHT

**Lumens:**

3300, 4000 or 5000

**Color Temperature:**

3500K, 4000K, 5000K

**CRI:** 83

**Driver:** 0-10V

**Operation:**

Dimmable down to 10%

### AGENCY APPROVALS

**ETL/FCC:** Yes

**IC Rated:** Yes

**DLC®:** Yes

### PRODUCT DETAILS

**Lens Material:** Acrylic

**Rated Life:** 50,000 hrs.

**Warranty:** 5 years

**Weight:** 9.32 LBS

**Dimensions:**

47.72" Length

23.74" Width

1.5" Depth

# Back Light LED Panel 2x4

Color and Wattage Selectable

**ORDER CODE:**

11498

**MODEL NUMBER:**

LDFP2X4WSCCTD1

**COLOR SELECTABLE:**

3500K, 4000K, 5000K

**LUMEN LEVEL:**

3300 lumens - 30 watts

4000 lumens - 35 watts

5000 lumens - 45 watts

**DLC PRODUCT ID:**

PLP092QKIIFK

**REBATE AVAILABILITY\***



## PRODUCT DESCRIPTION

This 2x4 LED back light design provides the flexibility to insure the correct light level and color temperature desired in different applications. Select from 3500K, 4000K or 5000K color temperatures as well as 3300, 4000 or 5000 lumen levels with a switch located on the driver housing. The lightweight housing and slim design, measures only 1.5 inches in depth. The integral j-box and driver housing provide ample access for easy installation. The fixture is constructed using stamped steel back plate that provides excellent LED cooling as well as contributing rigidity to the design. The interior of the fixture is highly reflective white powder coated. The direct illumination panel is ideal for use in offices, schools, healthcare facilities and other commercial applications. This 2x4 panel features 120-277V voltage operation with an electronic driver that works with 0 – 10 volt dimming systems. DLC® listed.

## PRODUCT FEATURES

- + Select from 3500K, 4000K and 5000K at installation with a simple switch located on the driver
- + Direct illumination provides true color over the life of the product
- + Driver standard with 0-10V dimming (prewired)
- + Fixture interior painted white for over 96% reflectivity
- + Continuous dimming to 10% or below
- + Contractor friendly box for easy installation
- + Aluminum frame fits properly in drop ceiling panels
- + Extended 10 year limited warranty available
- + Integral LED lens is constructed from PMMA and provides even illumination across the face of the panel
- + DLC® Technical Requirement 5.1

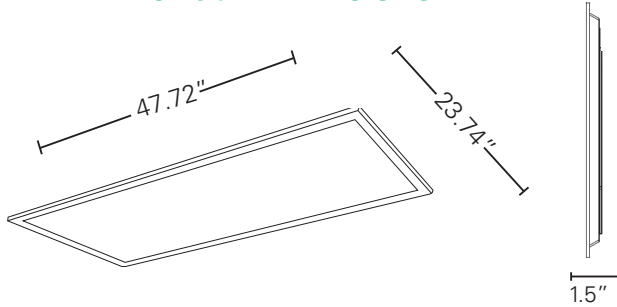
## APPLICATIONS

- + Offices
- + Schools
- + Healthcare Facilities
- + Commercial Applications

Please consult installation instructions for proper application and use of this fixture.

\*Rebate availability access it here: [www.earthtronics.com/rebate-finder](http://www.earthtronics.com/rebate-finder)

## PRODUCT DIMENSIONS



## PACKAGE DETAILS

Master Carton Qty: 2

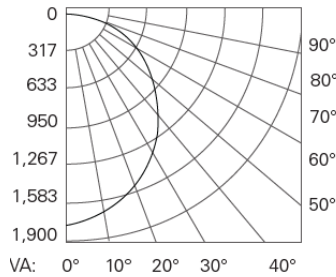
Dimensions:

48.5" Length x 25" Width x 4" Depth

Weight: 20.8 LBS

UPC: 840791114988

## LIGHT DISTRIBUTION CURVE

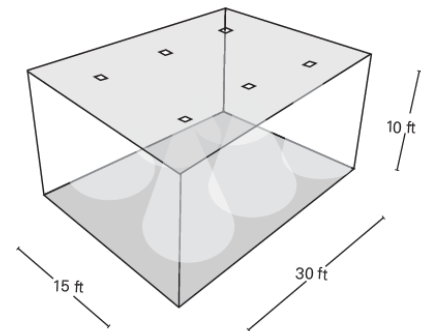


Average Illuminance: 43 fc

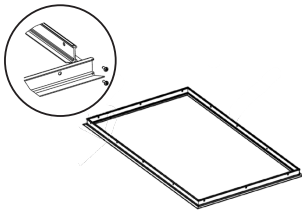
Number of Luminaires: 6

Workplane Height: 2.5 ft

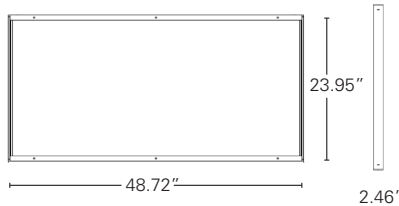
## LIGHTING LAYOUT



## OPTIONAL ACCESSORIES



**Recessed Drywall Kit**  
Order Code: 11102



**Surface Mount**  
Order Code: 11532



**External Emergency Backup Unit**  
Order Code: 11469



**EarthConnect**  
Bluetooth® Mesh  
Fixture Controller  
Order Code: 11799



**EarthConnect**  
Non- Bluetooth® Mesh  
Fixture Controller  
Order Code: 11800



**EarthConnect**  
Bluetooth® Mesh PIR  
Sensor 12V DC  
Order Code: 11801

\* Wire Hanging Kit Available - Order code: 10466

Easily access our DLC qualified products with rebates in your area.

ACCESS IT HERE: [Rebate Finder - Back Light LED Panel](#)

[www.earthtronics.com/rebate-finder/catalog/](http://www.earthtronics.com/rebate-finder/catalog/)

